

**Collins 30S-1 amplifier door lock.**


What to do when you have the door lock and no key ?

**Solution 1:** buy a "looking like Corbin drawer lock" # U-10667 that may not have the right housing depth, and keep the incomplete original one in some box.





**Solution 2:** try to find a way by keeping the original part. So I bought a 30S-1 lock key at Nationwide Store ( KE9PQ ) that arrived quickly but unfortunately didn't work with the lock I had.



Pictures below show how I made all work properly together.  
Only for Collins 30S-1 front door lock restoration purpose.




Drill a hole on the rivets heads so the plate can be removed , take care not to loose the spring.



*Deep inside is a sliding piece to push inside the inner cylinder and it will come out of the housing.*




*Inner cylinder out, keep it that way or all the pins will fall out like here.  
The system is so that the top-bottom pins are one piece and not separate as usually.  
The white plastic stick is just for better holding the lock during taking the picture.*



*Pins positions with lock "closed".*


*Key inserted, the cylinder cannot turn because pins 2, 3 and 5 are sticking out.*



*The key is working after trying different pins positions and filing very carefully the last one. No pin is sticking anymore out on the top or bottom so the inner cylinder can rotate free in the housing.*



*Time to assembly all together again in reverse order. I replaced the original rivets I had to drill out by pop rivets that can be easily removed in case on problems. A "brass paint" completes the restoration.*



*Closed position and openend position, the lock is now complete and working.*